



GAYSHA

Resin Bound Paving for
Domestic Driveways & Pathways



RESIN BOUND DRIVEWAYS: AT A GLANCE

NATURAL
STONE



ATTRACTIVE
ADDS KERB APPEAL

PERMEABLE
& SuDS COMPATIBLE



EASY TO
MAINTAIN
NO LOOSE STONES

DURABLE



SEAMLESS
NO TRIP HAZARDS/
WHEELCHAIR FRIENDLY

VISIT WWW.GAYSHASURFACES.CO.UK/RESIN-DRIVEWAY
FOR MORE INFORMATION OR CALL 01322 340350

GAYSHA

Manufacturing & installing high quality
resin surfacing since 2005

Resin Bound Paving can be a great choice as a surface for your driveway. The natural stone looks fantastic, it's quicker and easier to install than block paving and it requires very little maintenance to keep it looking great.

The resin paving industry is growing at a very fast pace with a lot of driveway companies offering resin as an add-on but resin surfacing is all we do, we have been here since its early days and we pride ourselves on our wealth of knowledge and experience. Throughout the last 15 years we have built strong relationships with valued clients and are proud of our reputation.

In this brochure we have tried to answer any questions you might have but if there is anything we have missed please don't hesitate to contact us, we will be glad to answer any queries.

Resin Bound Driveways

What is a resin driveway?

Comprised of natural gravel or stone, encapsulated in a clear resin binder, to form an attractive, durable and permeable surface, a resin driveway with a permeable construction underneath is SUDS (Sustainable Urban Drainage System) compliant and does not require planning permission plus the smooth surface is free from trip hazards and wheelchair friendly.

Why choose a resin driveway?

As the aggregate is encapsulated in a clear binder, there are no loose stones, meaning no stone loss and no sweeping gravel back into position. No weeds can grow so it requires minimal maintenance.

Most of all a resin bound driveway is attractive and really adds 'kerb appeal' to your property. There are a large number of aggregate blends available to suit any setting and we can even produce bespoke mixes on request for special projects.



Resin Bound Driveways

YOUR QUESTIONS ANSWERED



What can a resin driveway be laid upon?

Resin Bound Paving must be installed onto a solid base, either new or existing (crack free) concrete or tarmac. Before installing on new tarmac wait at least one day. New concrete sub-bases need to be left at least 28 days before installing resin. Movement joints in concrete should be extended up to the surface of the paving.



Do I need Planning Permission?

Government legislation from 2008 states that you do not need planning permission for a bound driveway if the surface to be covered is less than five square metres or if the new surface is permeable.



Is a resin bound driveway expensive?

It is impossible to state the cost per metre as every project is unique and the price will depend on many factors, including size, depth, layout and aggregate. The cost is comparable to block paving but we do have a minimum fee which can work out expensive for smaller projects.



How soon after application can the surface be used?

Your final surface can be walked on after 4 hours. After 24 hours the surface will be suitable for vehicles (depending on temperature - we recommend 48 hours during cold weather).



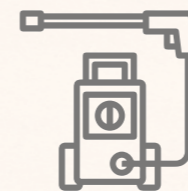
Does it need to be good weather during installation?

The weather conditions need to be fair when installing a resin bound driveway. It should be a dry day and the temperature should be between 5 and 25 degrees Celsius. It is important that the surface is dry when the system is installed and doesn't come into contact with water when setting.



What happens if it rains during application?

If a light shower starts during the application of the product, a tarpaulin sheet should be laid over the surface to protect it from moisture. Weather reports for the installation day should be taken into account as heavy rain can cause white 'blooming' patches to occur on the surface once set.



How do I maintain a resin bound driveway?

A resin bound driveway is very low maintenance requiring just the occasional sweep, clean or hosing with water. Regular removal of dirt and debris will ensure the aesthetic appearance. Heavy contamination including oil and other common stains can be treated with detergent and a stiff brush followed by a light pressure wash.

Resin Driveway Installation

A STEP-BY-STEP GUIDE

1 Get your driveway measured and base checked by Gaysha. We will advise on the correct depth for the expected use.

2 Choose a colour for your driveway from our wide range of natural stone blends.

3 Gaysha will give you a free no obligation quotation.

4 Arrange your resin driveway installation date (we will check the weather reports).

5 Enjoy your new long lasting and easy to maintain driveway. Try to ignore the glares of jealous neighbours!



What colours of Resin Bound Paving are available?

Resin Bound Paving colours are created by blending different stone aggregates together. Six of our most popular aggregate mixes are displayed here and free samples are available on request.

Resin bound paving is perfect for environments with multiple uses and where colour demarcation is required. To view our full range of samples visit www.gayshasurfaces.co.uk/resin-driveway



Autumn Quartz



Brittany Danish



Light Quartz



Red Granite

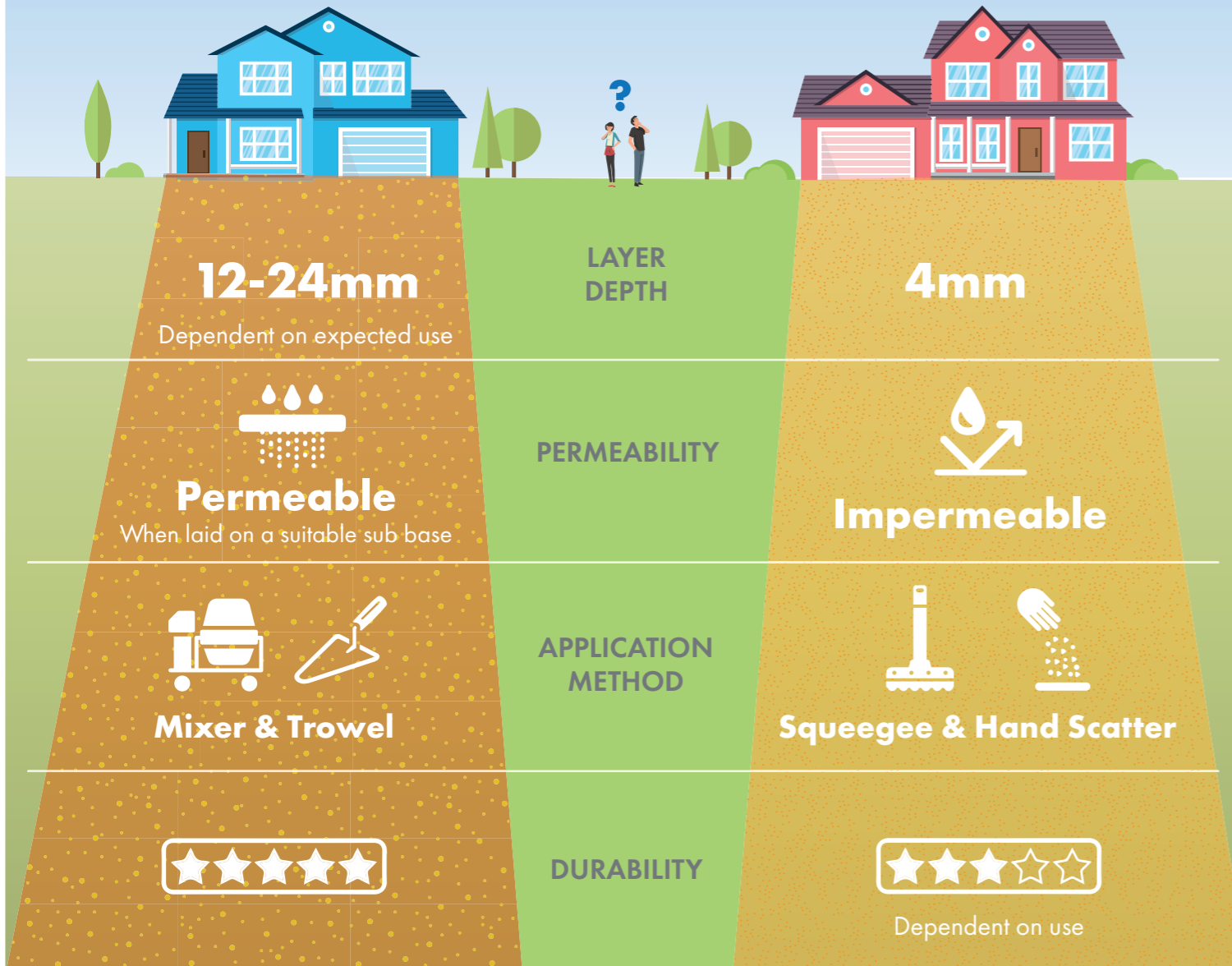


Speckled Grey Granite



Trent Pea

WHAT IS THE DIFFERENCE BETWEEN RESIN BOUND **AND** RESIN BONDED?



Did you know we have a resin surface for internal flooring too?

Clearmac® Quartz is a seamless quartz flooring system, ideal for bathrooms, kitchens and home offices. It can also be used in outside spaces. Pleasingly tactile and attractive, the surface comprises coloured or natural quartz grains, bonded in a polyurethane resin to create a wall to wall modern flooring surface.

The open surface of the quartz means it contains millions of tiny air pockets, creating a warm and soft surface that is cosy & welcoming to bare feet. The quartz provides the warmth and comfort of a traditional carpet but is easier to keep clean and lasts for many years.


Clearmac® Quartz is available in four different granule sizes and over 1000 colours. These colours can be mixed and combined to create endless design possibilities.



A Selection of Clearmac® Quartz Flooring Colours



Orange




Gold




Natural




Grey



Purple



Blue



Green



KEY CONTACTS

We hope that we have answered any questions you may have had about resin bound paving and driveways but if there is anything we have missed please do not hesitate to get in touch.



Jo Allpress
Surfacing Manager

01322 340350
jo@gaysha.co.uk



Norman Grant
Operations Manager

07990 074872
norman.grant@gaysha.co.uk



Interested in a Resin Bound Driveway or a Quartz Carpet for your bathroom?
Call 01322 340350 today for a free no obligation quote

Visit www.gayshasurfaces.co.uk for more information or to request a free sample



GAYSHA LTD (SURFACING)

UNIT 3 CROWN HOUSE
QUEEN STREET, BEXLEYHEATH
KENT DA7 4BT

TEL: 01322 340350

EMAIL: INFO@GAYSHA.CO.UK

WEB: WWW.GAYSHASURFACES.CO.UK
